

COLORS



SHAPES



NUMBERS

Kindergarten!



READING

Patterns

**Stepping Stones
to First Grade!**



Letters







Thank you for downloading this educational resource created by Kimberly Sullivan, a teacher shopkeeper at Teacher's Notebook, a site dedicated to providing classroom-tested educational resources created by teachers, for teachers.

This item is for your personal, non-commercial use. It should not be transferred or transmitted to any other use.

You can purchase [48 Math + Phonics worksheets! Kindergarten](#), for your personal digital library, find more great resources from this teacher-author at their shop, [Kimberly Sullivan](#), or visit [Teacher's Notebook](#) for thousands of free and low-cost lesson plans, classroom activities, and more!



All About Me!




My name is _____

My address is _____

My telephone number is _____

My birthday is _____




Name _____


Write the beginning sound for each picture.

















Name _____

How many turtles?















Name _____

Draw a line to match the upper and lower case letters in the stars!



Name _____


**1. What color comes next in this pattern?
Circle the correct answer.**



blue

yellow

**2. What shape comes next in this pattern?
Circle the correct answer.**



**3. What number comes next in this pattern?
Circle the correct answer.**

1 2 3 1 2 _____

1


2

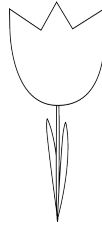
3

Name _____


Say the name of the picture.

Which consonant sound do you hear at the end?


























Name _____

Add

$3 + 5 = \square$

$0 + 6 = \square$

$7 + 2 = \square$

$8 + 2 = \square$

$9 + 1 = \square$


$5 + 5 = \square$

$4 + 4 = \square$

$6 + 2 = \square$

$2 + 2 = \square$

$3 + 3 = \square$




Name _____

HOW MANY?


Draw a line to match the pictures and numbers.




2



3



4



5

NAME _____

TELL A STORY TO AN ADULT. ASK THEM TO WRITE IT DOWN ON PAPER. THEN COPY YOUR STORY ON A LARGE PIECE OF ART PAPER. DRAW A PICTURE ABOUT YOUR STORY. READ YOUR STORY TO FRIENDS, FAMILY MEMBERS, AND CLASSMATES.

STORY STARTERS

I FLEW TO MARS

BLAST OFF!

MY VACATION

MY BIRTHDAY!










A FUNNY DAY!

MY PET

A NEW FRIEND

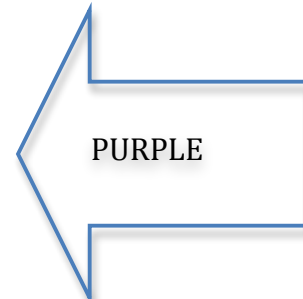
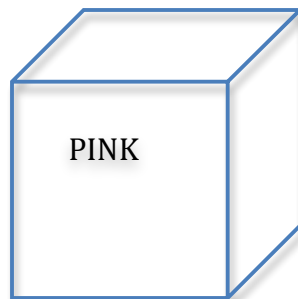
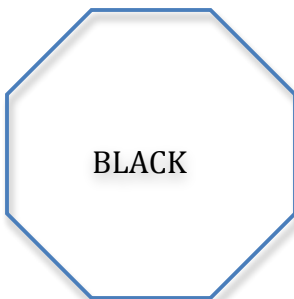




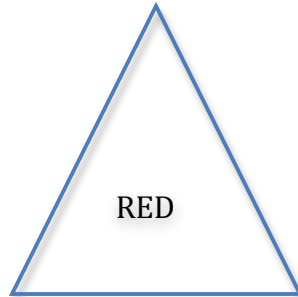
Name _____

Circle the pictures that start with the letter B.












Name _____

Color the shapes.






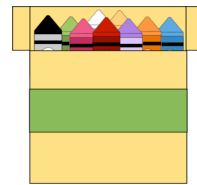






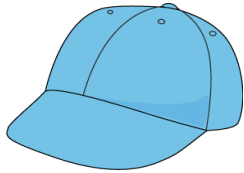
Name _____

Circle the pictures that are the same.




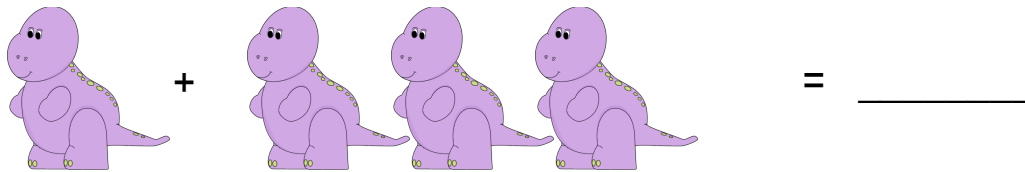
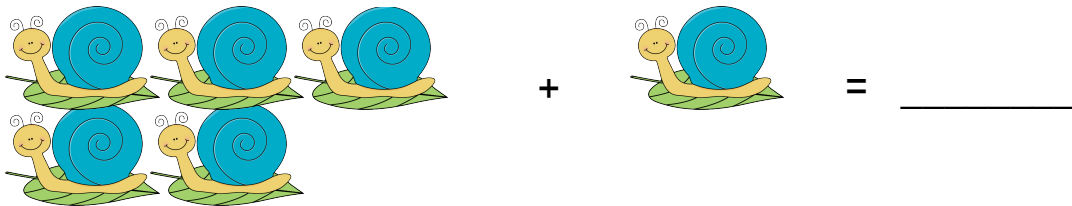


Name _____

Circle the pictures that have a short a vowel sound.





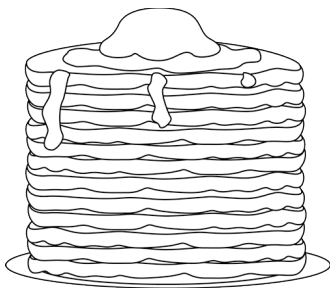
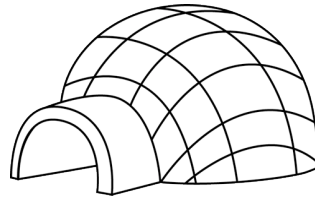




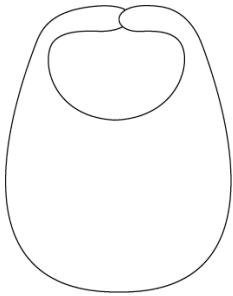


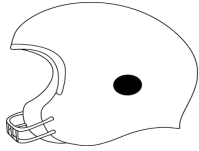
Name _____

How many?




Name _____

Circle the pictures that have a short i vowel sound.



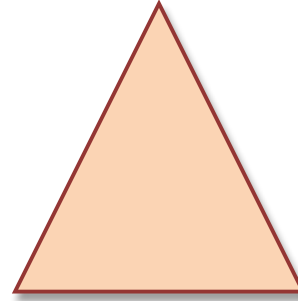

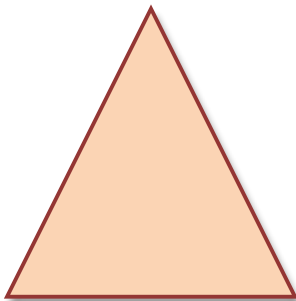
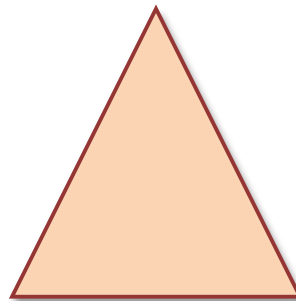


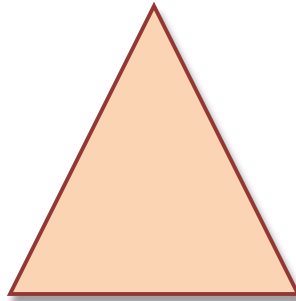

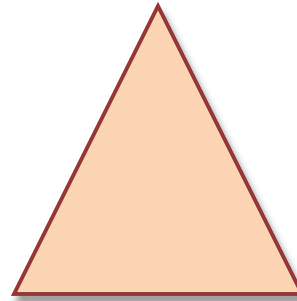

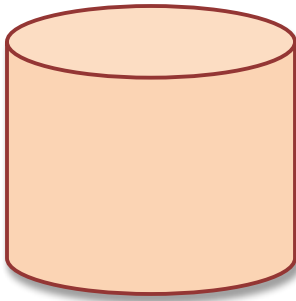
Name _____

Circle the pictures that have a short o vowel sound.



Name _____

How many triangles do you see? _____



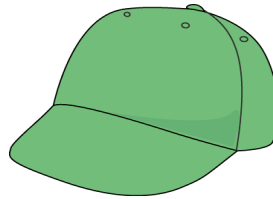
Name _____

Unscramble the short vowel words.

t a c _____




p a c _____



g d o _____



g i p _____






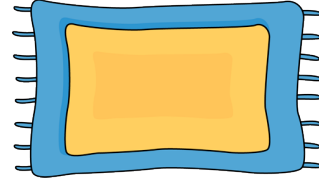
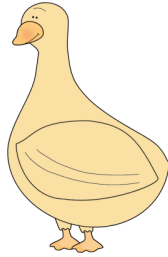
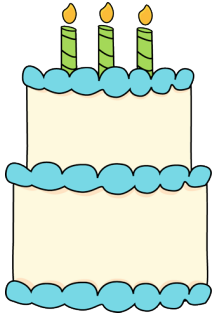


g r o f _____



Name _____

Circle the pictures that have a short u vowel sound.



Name _____

What number comes next ?

7 6 5 4 3 _____

1 2 3 4 5 _____

4 _____ _____ _____ _____

2 3 _____ _____ 6 _____

0 _____ _____ 3 _____ 5

Name _____

Holiday Match Up!

Draw a line from the holiday word to the correct picture.

Thanksgiving



Christmas



President's Day




Halloween



St. Patrick's Day



Valentine's Day










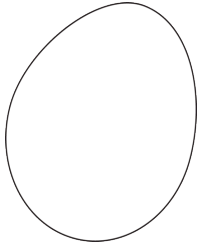


Easter





Name _____

Circle the pictures that have a short e vowel sound.








Name _____

Count the apples in the tree.



Name _____

How many?



BUTTERFLY SIGHT WORD GAME

START

and

she

here

said

can

my

look

the

play

like

have

has

FINISH

BUTTERFLY SIGHT WORD GAME


Purpose: to review sight words

Players: 2 – 4

Markers: paper clips, buttons, coins

Directions: Begin on **START**. Roll the die and move around the butterfly board. When you land on the sight word, you must say the word and spell it.

Winner: The first person to reach the **FINISH** is the winner. You must land on the **FINISH** with the exact roll of the die. For example, if you need a 3 to reach the finish you must roll a 3.




Name _____


Mystery Math

Fill in the missing letters to spell the number words.

___ E ___ EN




___ E R O



T ___ O



O ___ E



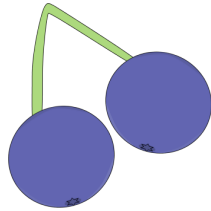



T H R ___





Name _____

Circle the picture in each row that does not belong.








Name _____

Count how many children are in each picture.




Name _____

Color all the squares red and all the circles blue.




Name _____

Subtraction Snowman




Name _____



or



7




3

=

4

8




1

=

7

6




2

=

8

3




3

=

6

2



5

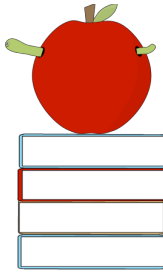
=


7

Name _____

Count the books in each picture.










Name _____


Color one star blue.
Color two stars green.
Color three stars purple.
Color four stars red.
Color five stars brown.




Name _____

Draw a picture for each short a word in the box.


CAT



MAP



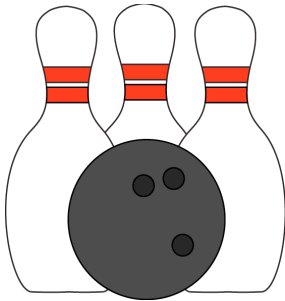

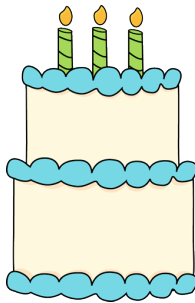
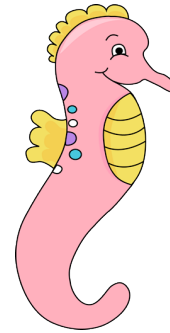



RAN



Name _____

Circle the pictures that have a long a vowel sound.






Name _____

Circle the pictures in each row that have a long vowel sound.

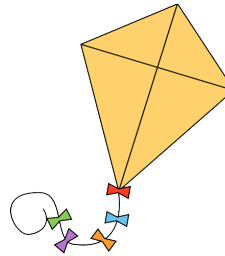


A





E



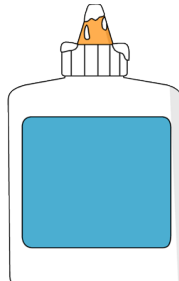

I



O







U





Name _____

Add the people to solve the math problem.




Name _____

How many baby snails? _____




Name _____


ADD or SUBTRACT



+




_____ + _____ = _____




-



_____ - _____ = _____



-



_____ - _____ = _____

Name _____


Circle the word that names the picture.



SINK

SUN


FUN



BED

BEST

BEE



CAR

CAT


CAN



FOG

FROG

FOOT




CAP

CAR

COME

Name _____


Circle the word that names the picture.



BLUE

BUG


BUMP



CROW

COW

CAMP



BEAR

BROWN


BUNT



TRIP

TURTLE

TON





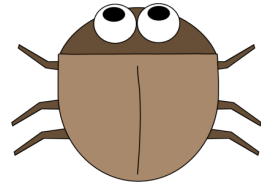


DUCK

DUST


DUMP

Name _____

Circle the bugs with 6 legs.




Draw one of the bugs in the box and color it.



Name _____

Look at the picture and answer the questions.



How many books do you see? 5 6 7

How many backpacks do you see? 1 2 3


How many blue balls do you see? 5 6 7

How many crayons do you see? 3 4 5

How many pencils do you see? 2 3 4




Name _____

Draw 12 apples on this tree.
Color 6 apples red and 6 apples green.




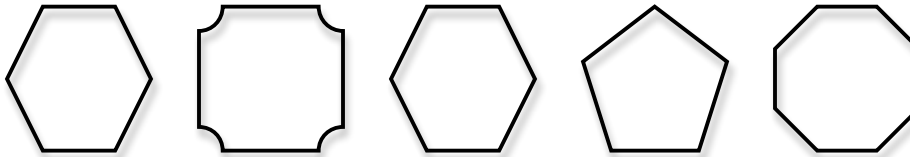

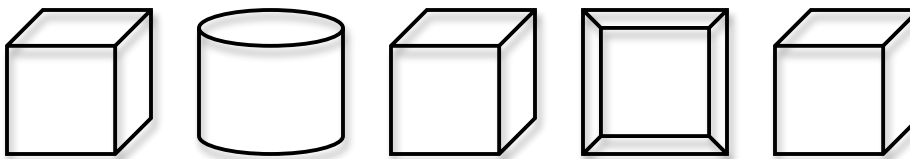

Name _____

Color the pictures that are the same.



Name _____

Circle the shapes that are the same in each row.



Name _____

Look at the picture and answer the questions.



How many trees do you see?	2	3	4
How many parrots do you see?	1	2	3
How many girl pirates do you see?	1	2	3
How many eye patches do you see?	1	2	3
How many crossbones do you see?	9	10	11

Hello Teachers,

This is a learning packet titled, Kindergarten! Stepping Stones to First Grade! that has 48 worksheets that review Math and Language Arts for Kindergarten. If you downloaded my free preview, you would have received the first 9 worksheets. This is excellent for early finishers, centers, homework, review, or just for fun. There is a mixture of worksheets in color and in black + white. Enjoy! Thanks for visiting my store.

Sincerely,

Kimberly Sullivan

Alferi

This product is protected by The Digital Millennium Copyright Act which forbids copying for commercial purposes.

All clipart is from Mycutegraphics.com

Kimberly Sullivan©2014

All rights reserved.

If you liked this item, check out more great resources from this teacher-author at their shop,

Kimberly Sullivan



About Teacher's Notebook

Teacher's Notebook is the best place for educators to find, share, and sell teacher-created resources. We bring together hard-working teachers from around the world to gather, learn, and inspire each other. The classroom-tested products available from our teacher-authors save educators everywhere an enormous amount of time and money, plus it gives our teacher-authors compensation for their hard work.

Visit Teacher's Notebook.com